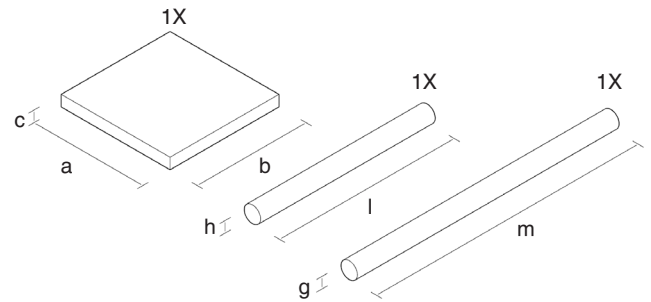


C1c

Standing Lamp

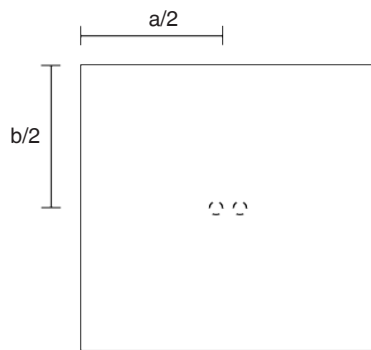
Tools:    

Components:

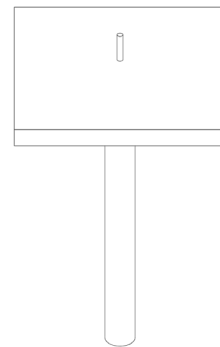


This design can be used for a floor or table lamp depending on the size of the sheet and pole. Consult the guide for details on the screwing and techniques.

 Mark



 Fasten




 Fasten



 Fasten



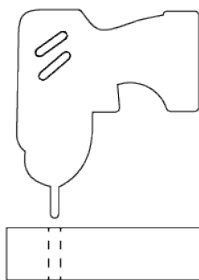
 Fasten



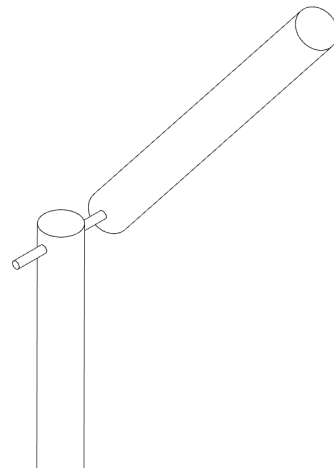
 Mark



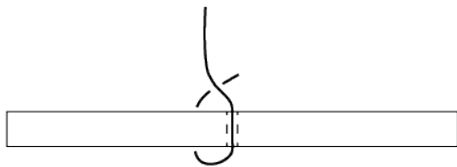
 Drill



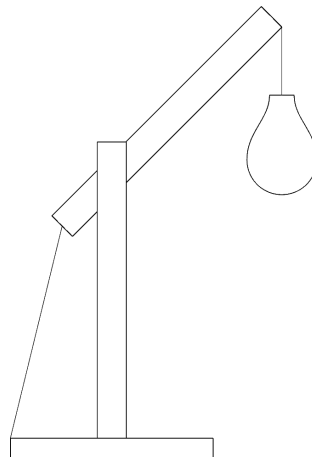
 Fasten



 Fasten



Finish



Proportions:

Remember that you are free to experiment with the proportions of the design, but some dimensions could create an imbalance on your product.

Feel free to experiment with the size of the sheet and pole. Try attaching a few poles to the same sheet or coming up with a new arrangement.